

# Do I have any notifications to act on? Are there any tasks I need to act on?

## Message Center:

A centralized hub for managing system notifications, workflow alerts, and approvals in real time.

Who wouldn't want that?

## My Tasks

A personalized workspace that provides a real-time, organized list of my pending approvals, workflow actions, and assigned responsibilities in one place.

Who wouldn't want that?



# JD EDWARDS NORDIC CONFERENCE 2025

---

September 30, 2025

---

Henric Niklasson  
Application Specialist



# JD EDWARDS NORDIC CONFERENCE 2025

---

September 30, 2025

---

# Session overview

- Message Center
  - Centralized Inbox
  - Role-Based Messaging
  - Improved Visibility
  - Real-Time Updates
- My Tasks
  - Personalized Task List
  - Direct Access to Actions
  - Enhanced Prioritization
- Q&A



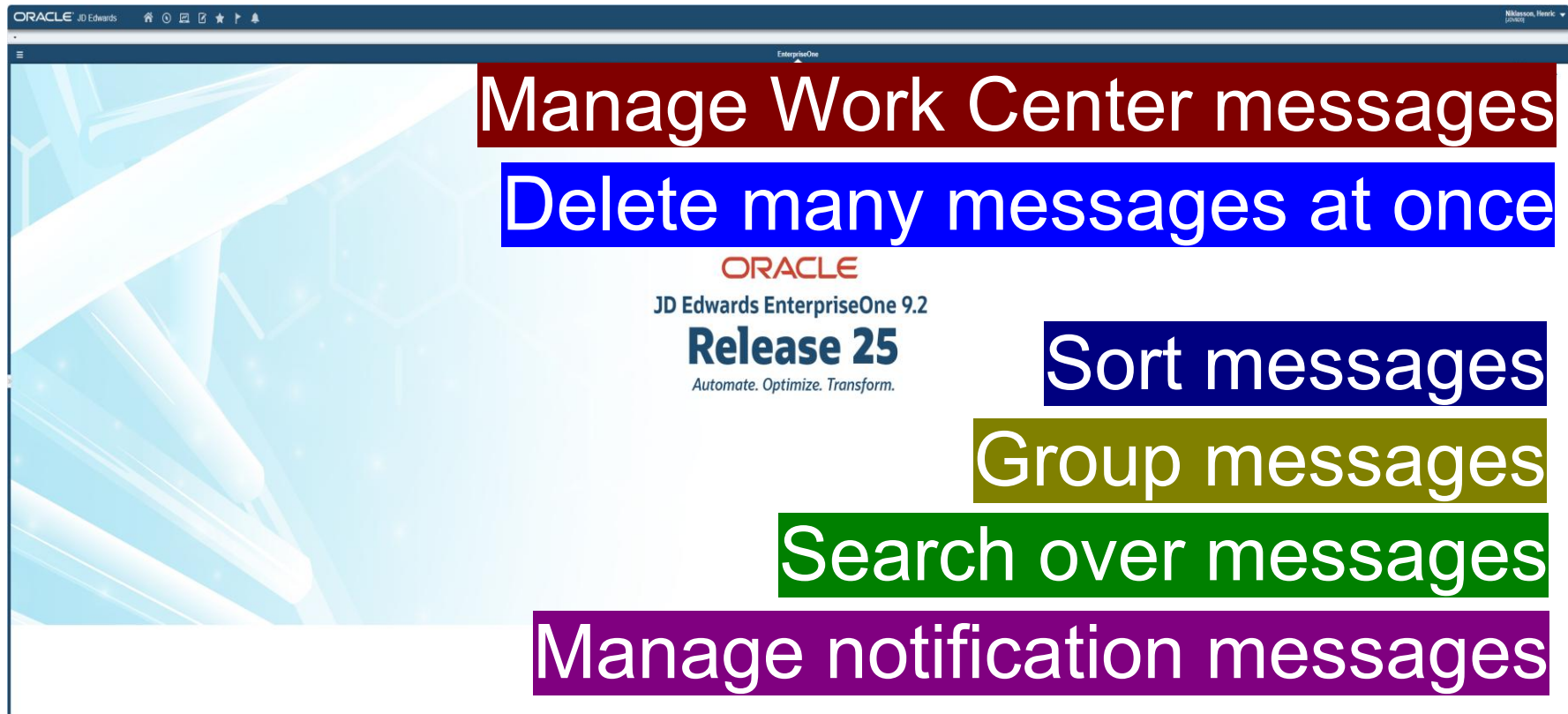
# JD EDWARDS NORDIC CONFERENCE 2025

---

September 30, 2025

---

# What can you do in the message center?

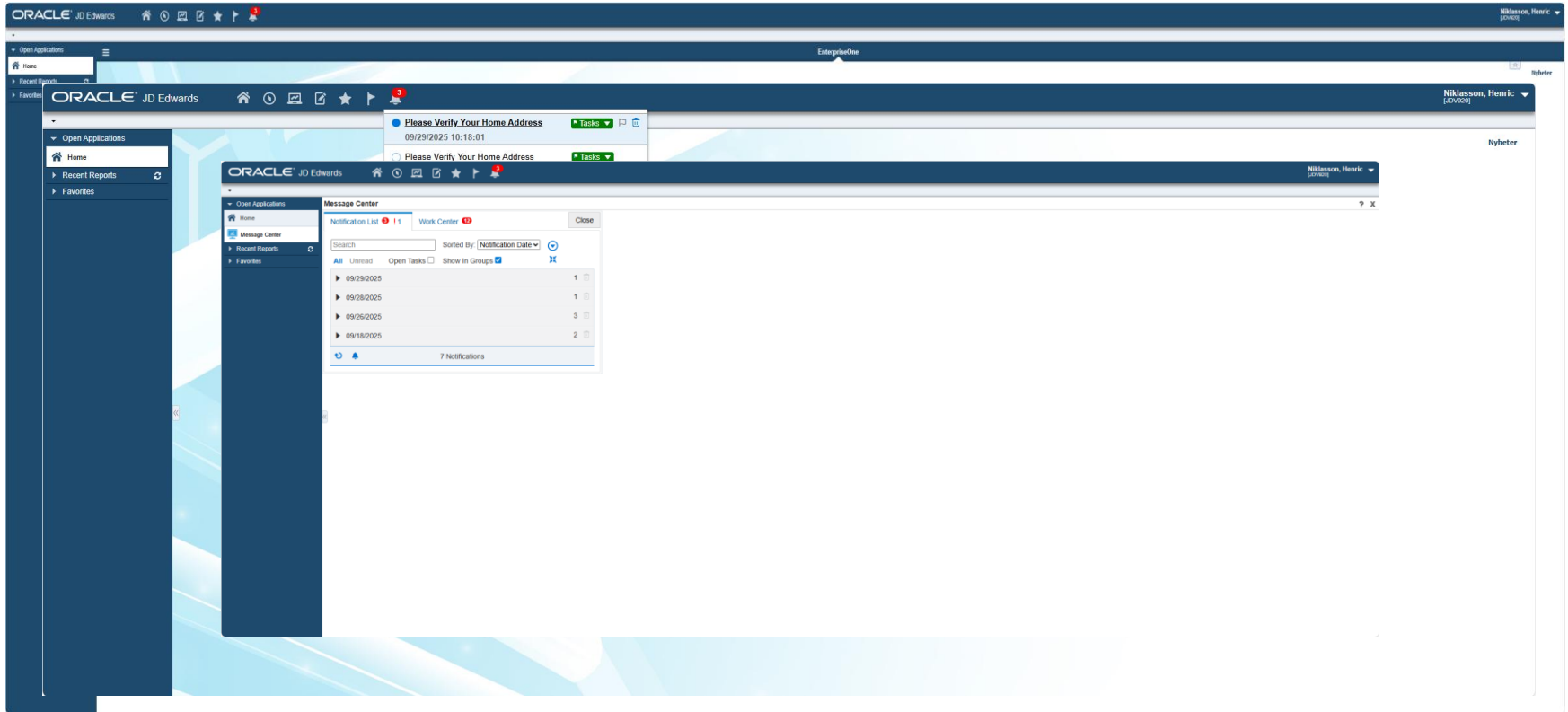


The screenshot shows the Oracle JD Edwards EnterpriseOne 9.2 Release 25 message center interface. The background features a blue and white geometric pattern. Overlaid on the interface are several colored boxes containing text that list capabilities of the message center:

- Manage Work Center messages** (Red box)
- Delete many messages at once** (Blue box)
- Sort messages** (Dark blue box)
- Group messages** (Olive green box)
- Search over messages** (Green box)
- Manage notification messages** (Purple box)

The interface also displays the Oracle logo, the text "JD Edwards EnterpriseOne 9.2 Release 25", and the tagline "Automate. Optimize. Transform.".

# Where can I find the message center?



# Where can I find the message center?

The screenshot shows the Oracle JD Edwards user interface. At the top, a dark blue navigation bar contains the Oracle JD Edwards logo and several icons. Below this, a sidebar on the left lists 'Open Applications' with options for 'Home', 'Message Center', 'Recent Reports', and 'Favorites'. The 'Message Center' window is open, displaying a 'Notification List' and a 'Work Center' tab. The 'Notification List' shows a search bar, a 'Sorted By' dropdown set to 'Notification Date', and a table of notifications. A green arrow points from the top navigation bar to the 'Message Center' window.

**Message Center**

Notification List 2 ! 1 Work Center 12 Close

Search Sorted By: Notification Date

All Unread Open Tasks ☐ Show In Groups ☒

▶ 09/28/2025	1	
▶ 09/26/2025	3	
▶ 09/18/2025	2	

6 Notifications

# Message Center as a Page

The screenshot displays the Oracle JD Edwards Message Center interface. The top navigation bar includes the Oracle JD Edwards logo, a home icon, a clock, a document icon, a star, a flag, and a notification bell with a red '2' badge. The user's name, 'Nilsson, Henrik', and the role 'JDE Install / Upgrade Group' are visible in the top right corner. The left sidebar contains a menu with 'Open Applications', 'Home', 'Recent Reports', and 'Favorites'. The main content area is titled 'Msg Center' and features a 'Notification List' with a search bar and a 'Sorted By: Notification Date' dropdown. The notification list shows three entries with dates and counts, and a summary bar at the bottom indicates '6 Notifications'.

Date	Count
09/28/2025	1
09/26/2025	3
09/18/2025	2

6 Notifications

Message Center

# Demo



# My Tasks

The screenshot shows the Oracle JD Edwards EnterpriseOne 9.2 Release 25 user interface. The top navigation bar includes the Oracle logo, 'JD Edwards', and user information 'William, Basic'. A left sidebar contains 'Open Applications', 'Home', 'Recent Reports', and 'Favorites'. The main content area features a large blue graphic with the text 'What can Task Tracking do for your business'. Overlaid on this are five callout boxes with white text on colored backgrounds. In the center, the 'ORACLE JD Edwards EnterpriseOne 9.2 Release 25' logo is displayed with the tagline 'Automate. Optimize. Transform.'.

**What can Task Tracking do for your business**

Assign due dates and track progress for activities associated with orchestration messages and notifications.

Designer can specify a literal or calculated due date (or none)

Task records include date/time stamps and status

Statuses are customizable in a UDC

**ORACLE**  
JD Edwards EnterpriseOne 9.2  
**Release 25**  
*Automate. Optimize. Transform.*

# My Tasks

In the Task Tracking application you can watch and update your tasks directly

The screenshot displays the Oracle JD Edwards Task Tracking application interface. The top navigation bar includes the Oracle JD Edwards logo and various icons. The left sidebar shows the 'Open Applications' menu with options like 'Home', 'Work With Task Tracking', 'Recent Reports', and 'Favorites'. The main content area is divided into two panels: 'Work With Task Tracking' and 'Edit Task Tracking'.

**Work With Task Tracking Panel:**

- Buttons: View All Tasks, Task Tracking ID, Records 1 - 2.
- Task Tracking ID list:

Task Tracking ID
<input type="checkbox"/> 4b0f6089-cfa5
<input type="checkbox"/> d21aa498-331

**Edit Task Tracking Panel:**

- Buttons: Task State, State, New State, Description, Verify Home Address, Add Attachments.
- Task State details:

Field	Value
State	In Process
New State	Completed
Last User	HENKE
Date Due	09/29/2025 21:55:00 UTC+00:00
Date Sent	09/26/2025 11:31:49 UTC+00:00
Date Completed	
Date Last Changed	09/26/2025 12:49:43 UTC+00:00
ID	d21aa498-3318-4849-b1ca-077147adb656
- History section:

Records 1 - 2			
User	From State	To State	Changed Date
HENKE	Sent	In Process	09/26/2025 11:31:49 UTC+00:00
HENKE	Sent	In Process	09/26/2025 12:49:43 UTC+00:00


# My Tasks

In the message center you can use the links to update your tasks.


The screenshot displays the Oracle JD Edwards Message Center interface. On the left is a navigation pane with 'Open Applications' expanded, showing 'Home', 'Message Center', 'Recent Reports', and 'Favorites'. The 'Message Center' is selected. The main area is titled 'Message Center' and contains a 'Notification List' with 11 items. The first notification is dated 09/28/2025 and titled 'Please Verify Your Home Address' (09/28/2025 14:43:36). It has a 'Tasks' button and a trash icon. Below the notification list, it says '6 Notifications'. To the right of the notification list, there is a detailed view of the selected notification, titled 'Please Verify Your Home Address'. It shows the received time '09/28/2025 14:43:36' and the message content: 'It is very important that we have accurate records for your home address. Click here to [verify your home address](#). If you are still verifying your home address, click here: [In Process](#). When you have verified your home address, click here: [Completed](#)'. The links 'In Process' and 'Completed' are circled in red.

My Tasks

# Demo



Q & A



# xperitus

ERP systems specialists