

Finally, we're all on the same (E1) page

User cases showing the basics and the latest of E1 composed pages.
(Don't worry, we'll show some widgets and orchestrations stuff too!)



JD EDWARDS NORDIC CONFERENCE 2025

September 30, 2025

Mikael Andersson

Application Specialist



Emma Peterson

Application Specialist



JD EDWARDS NORDIC CONFERENCE 2025

September 30, 2025

Session overview

- + Survey
- + Basic Functionalities within E1 Pages
 - Overview
 - Designer Pane
 - Application Forms
 - Orchestrations & Notifications
- + News – the latest functionalities
 - Widgets
 - Watchlist Badges
 - Text & Images
 - Page Links
- + Demo



JD EDWARDS NORDIC CONFERENCE 2025

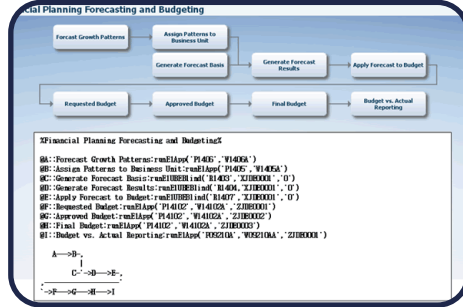
September 30, 2025

Before we begin...

Let's make sure we are all on the same page!

What are the different
types of pages?

Page TYPES

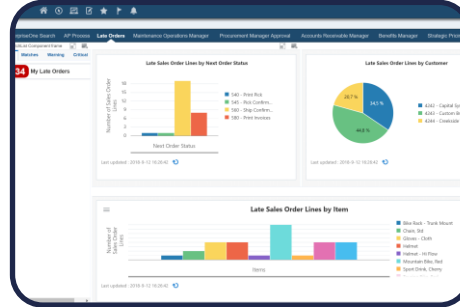


Classic E1 Page

Based on HTML files

Can contain process flows, links, logos etc.

Need technical knowledge to create

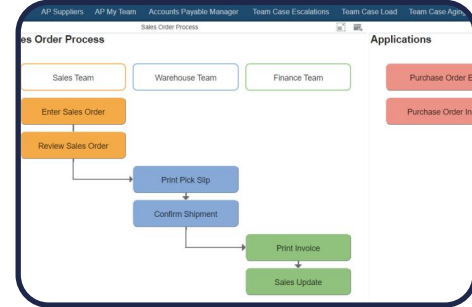


UX One Page

Based on specific job roles

Pre-created pages with content such as graphs, alerts and links

Non-editable



E1 Composed Page

Based on user defined layouts

Can be created by any user

No technical skills needed (no-code/low-code)

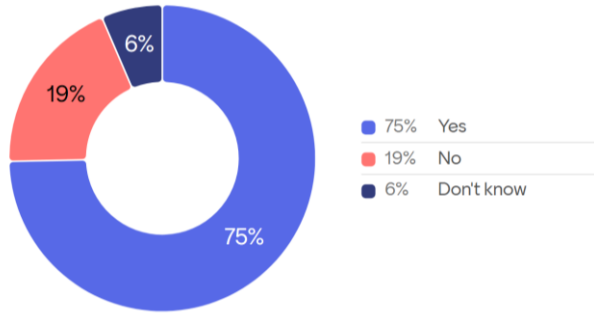
SURVEY TIME



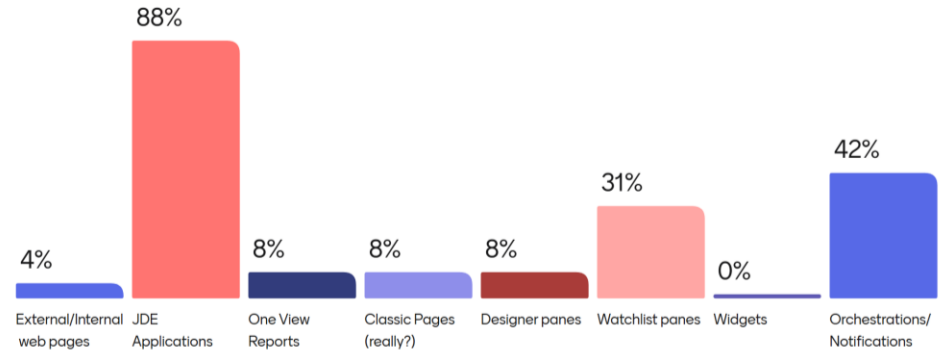
Scan me!

SURVEY TIME

Are you using E1 Pages today?

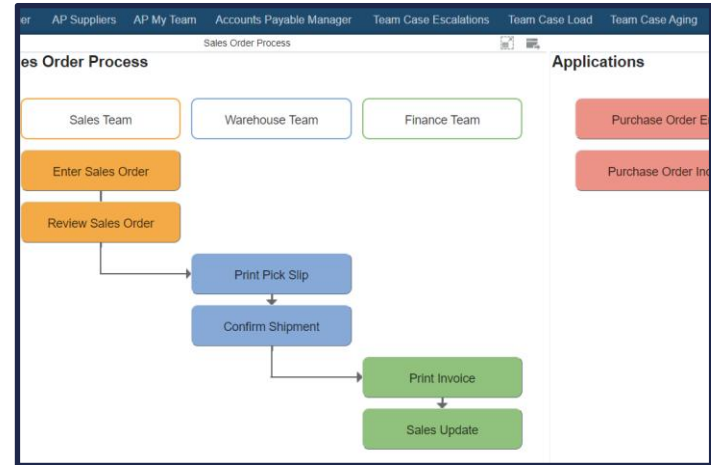


What are you using on your E1 Pages?



E1 Composed Page Overview

- + Design & Compose your own page
- + Drag & Drop workspace
- + Alert > Analyze > Act
- + Access information and functionalities, both in- and outside of the system

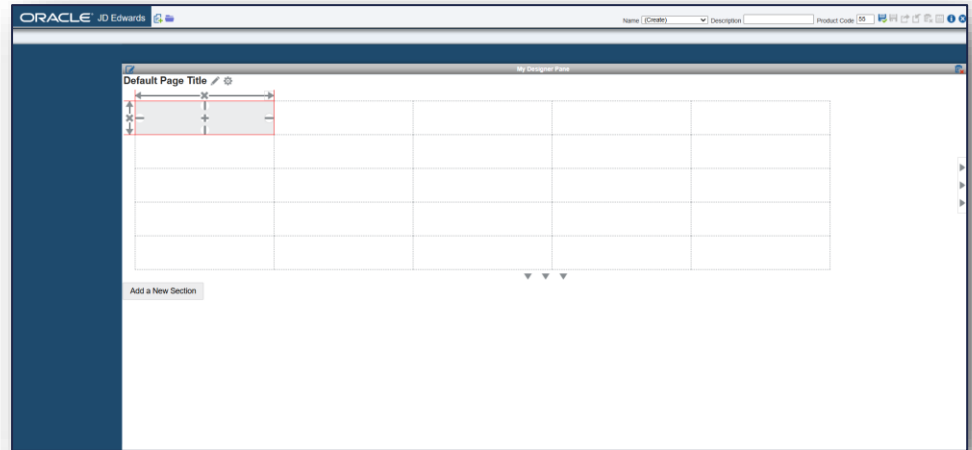


Everything you can access through an E1 Composed Page

Web Pages	EnterpriseOne Application	One View Reports
Classic Pages	Designer Panes	Watchlist Panes
ADF Applications	Widgets (Release 9.2.9.4)	Orchestrations & Notifications (Release 9.2.6)

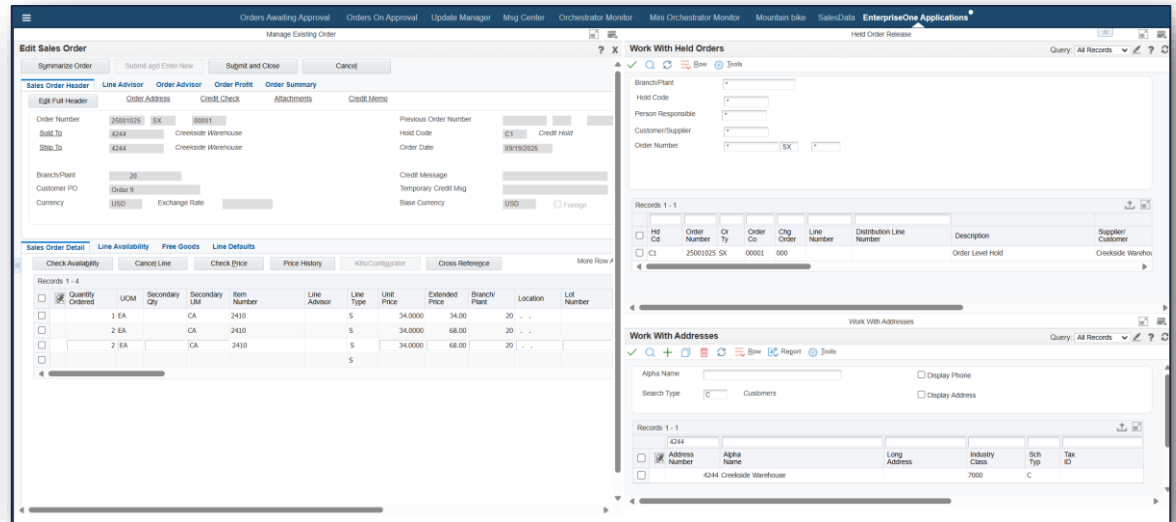
Designer Pane

- + The foundation and most frequently used content type
- + Easy and quick access to components based on tiles
 - Applications & Batch versions
 - Orchestrations & Notifications
 - Watchlists & Widgets
 - Tasks
 - Text & Images
 - Other pages
- + Design and personalize based on your needs, can be made either simple and more difficult



EnterpriseOne Application Forms

- + Add one or many application forms directly on the page
- + Enter and retrieve data
- + Choose standard query
- + Standard security applies



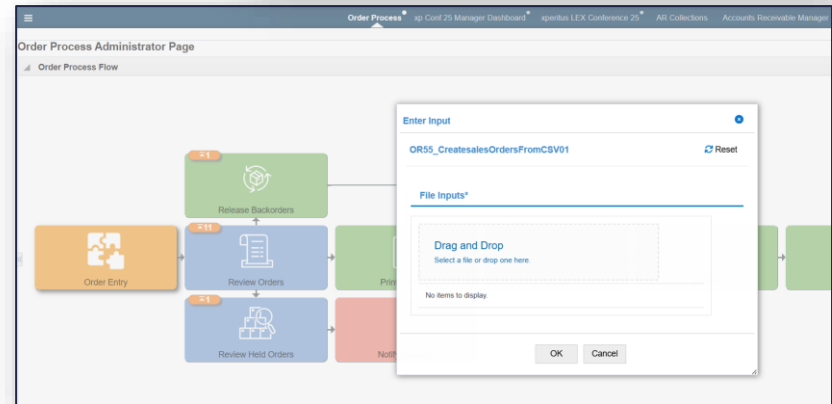
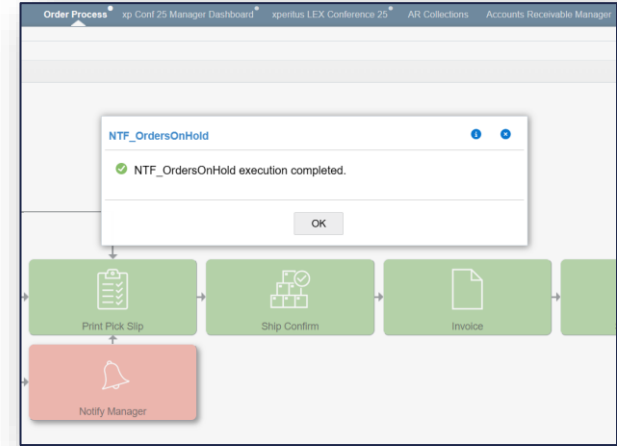
The screenshot displays the EnterpriseOne application interface for editing a sales order. The main window is titled "Edit Sales Order" and contains several tabs: "Sales Order Header", "Line Advisor", "Order Advisor", "Order Profit", and "Order Summary". The "Sales Order Header" tab is active, showing fields for Order Number (25001025), Site To (4244), Branch/Plant (26), and Currency (USD). Below this is a table with columns for "Quantity Ordered", "UCM", "Secondary City", "Secondary UM", "Item Number", "Line Advisor", "Line Type", "Unit Price", "Extended Price", "Branch Plant", "Location", and "Lot Number".

On the right side, there are two smaller application forms. The top one is titled "Work With Held Orders" and has a search type of "Customers". It shows a table with columns for "Hd Cd", "Order Number", "Cr Ty", "Order Co", "Chg Order", "Line Number", "Distribution Line Number", "Description", and "Supplier/Customer". The bottom form is titled "Work With Addresses" and has a search type of "Customers". It shows a table with columns for "Address Number", "Alpha Name", "Long Address", "Industry Class", "Sch Typ", and "Tax ID".

Orchestrations & Notifications



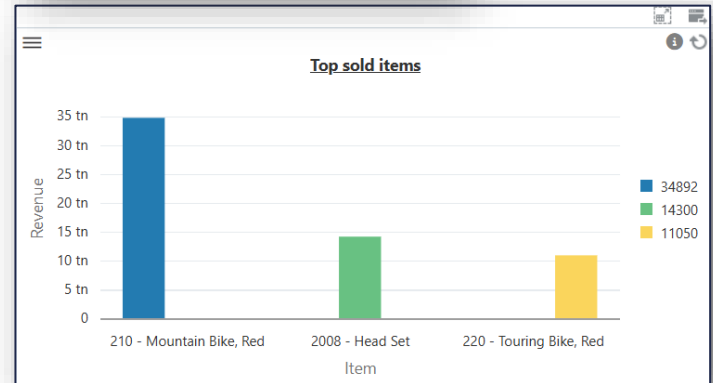
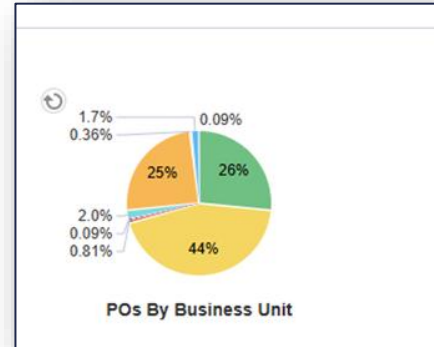
- + Tools Release 9.2.6
- + Added on a designer pane
- + Run with default or mandatory input
- + Have simple input values or an array input
- + Drop CSV-file with input
- + Display Orchestration success message



The latest features...

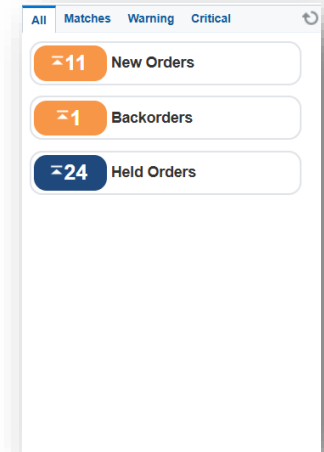
Widgets

- + Create, publish and visualize data that an Orchestration can produce
- + Can be based on aggregations and calculations, not only simple record counts
- + Release 9.2.9.4
- + Join Anna Runesson & Anders Winström
14:00 @ Charlie's Cake



Watchlist Pane & Badges

- + Shows the number of matches to a specific criteria based on a Query
- + Can display personal and shared Watchlists
- + Alerts and enables the user to act
- + Comparative criteria (release 25)
- + Ability to add badge on a line and/or tile



(Separate license)

Text & Images

+ Free text field on a designer pane

Rich formatting

Links

Add on a tile or separately

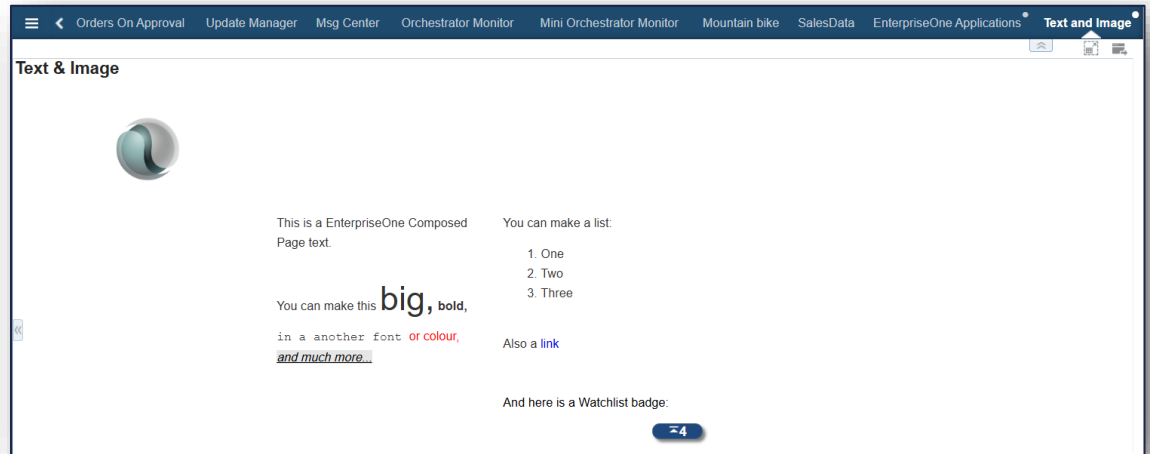
Associate watchlists

+ Images

Add on a tile or separately

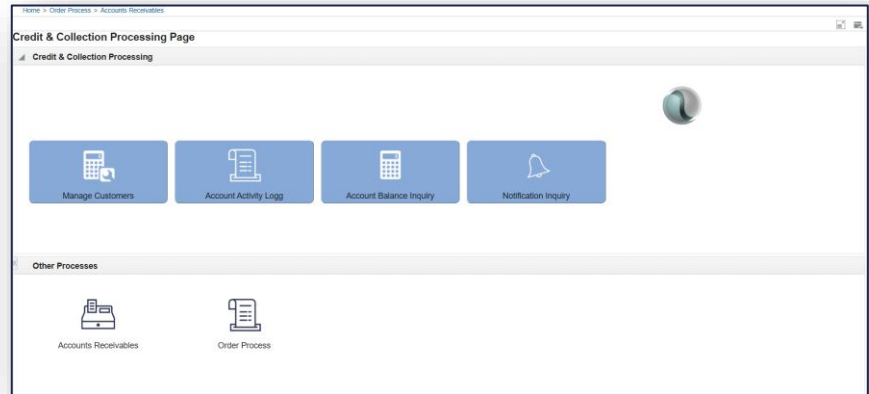
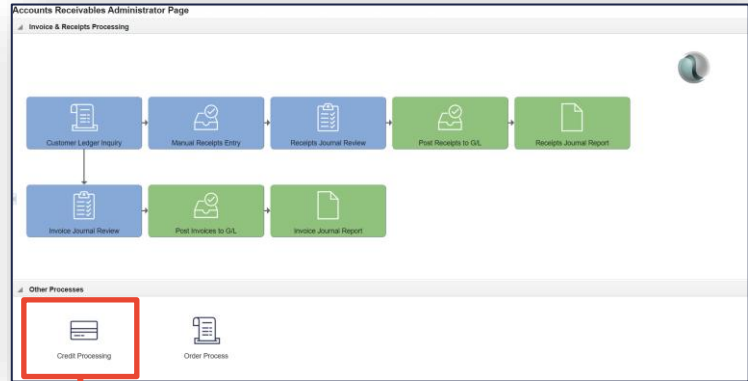
Associate watchlists

Description



Page Links

- + Create links to other E1 pages
- + Added on a tile on a designer pane
- + Ability to add Watchlist Badges
- + Jump through several pages
- + Creates breadcrumbs for easy navigation
- + Release 9.2.7.4



DEMO TIME!

DEMO Scenarios

- + Customer Service Scenario

 - E1 composed pages for testing/onboarding/everyday usage from an administrator point of view

- + Sales Order Manager Scenario

 - E1 composed page for process and data tracking from a manager point of view

Use Cases

- + Onboarding
- + Testing
- + Daily operations
- + Monitoring
- + Reporting & BI
- + Replace unintuitive menus

Wrap up

Finally, we're all on the same (E1) page


E1 composed pages is one of the most used and helpful tool we have... Make sure to use it to its fullest potential!

Questions?



JD EDWARDS NORDIC CONFERENCE 2025

September 30, 2025



xperitus

ERP systems specialists